


# MAX HD2

## Dual 4G LTE Mobile Router

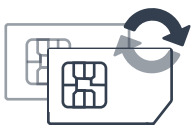


### Dual 4G LTE Mobile Router

The HD2 gives you blazing fast connectivity on the road with dual embedded cellular modems, SpeedFusion bandwidth bonding, simultaneous dual-band 11ac Wi-Fi and a built-in 4-port GE switch with PoE capability.



\*Selected models



### Dual Cellular for Multiple Carriers

Dual SIM slots allow you to use the same or different cellular providers for bandwidth bonding or eliminating blind spots.



### Fleet Tracking and Management

With built-in GPS fleet tracking and InControl cloud-based management, you can keep tabs on location and manage your mobile network from any Internet-connected device.



### Terminal Block for Secure Power Supply

The MAX HD2 is equipped with a terminal block for secure installation in vehicles and other locations.



### SpeedFusion Bandwidth Bonding and Seamless Failover

SpeedFusion bandwidth bonding technology bonds all connected bandwidth into a single superfast stream, using the same or different cellular providers.



### Customize Captive Portal

Branding your captive portal is as easy as uploading your logo and terms & conditions. You can easily set bandwidth allowance and access duration per user or manage access using RADIUS.






### Certified Toughness

In addition to rugged metal enclosure, HD2 has certifications on:  
 Shock and vibration resistance (EN 61373:2010)  
 RF Port Lightning Immunity (ITU-T K.20 (+/- 1.5 kV))  
 Railway Applications (EN 50155)  
 Electromagnetic Compatibility (EN 61000)

# Specifications

MAX HD2	
WAN Interface	1x USB Interface 2x GE 2x Embedded LTE Modems
LAN Interface	4x GE
Wi-Fi Interface	802.11ac/a/b/g/n, 1166 Mbps 2x2 MIMO Wi-Fi WAN and/or AP Simultaneous Dual-Band
Router Throughput	400Mbps
Recommended Users	150
LTE Modem	Downlink/Uplink Datarate: 100Mbps/50Mbps
LTE-A Modem	Downlink/Uplink Datarate: 300Mbps/50Mbps
Cellular and GPS Antenna Connector	4x SMA Antenna Connectors 1x SMA GPS Antenna Connector 4x RP-SMA Wi-Fi Antenna Connectors
Power Input	DC Jack/Terminal Block: 10V - 56V
Power Output	Up to Four 802.3af PoE Outputs <sup>#</sup>
Power Consumption	28W (max.)
Dimensions	1.6 x 10.2 x 5.6 inches 40 x 260 x 143 mm
Weight	2.2 pounds 1 kg
Operating Temperature	-40° – 149°F -40° – 65°C
Humidity	15% – 95% (non-condensing)
Certifications	FCC, CE, RoHS, E-Mark RF Port Lightning Immunity: ITU-T K.20 (+/- 1.5 kV) Shock and Vibration Resistance: EN 61373:2010 Railway Applications: EN 50155 Electromagnetic Compatibility: EN 61000
Warranty	1-Year Limited Warranty



<sup>#</sup>PoE Activation Kit is available separately

## Ordering Information

	Product Code	Carrier/Region	Cellular Standard	4G Bands/Frequencies (MHz)	3G Bands/Frequencies (MHz)
<b>LTE</b>	MAX-HD2-LTE-US-T	Verizon/Sprint/AT&T/T-Mobile	LTE	B2/1900, B4/AWS (XLTE), B5/850, B13/700, B17/700, B25/1900	WCDMA/HSPA+/DC-HSPA+: B1/2100, B2/1900, B4/AWS, B5/850, B8/900 EV-DO Rev.A: BC0/800, BC1/1900, BC10/800
	MAX-HD2-LTE-UE-T	Cellular 1: Verizon/Sprint/AT&T/T-Mobile Cellular 2: Europe/International	LTE	Cellular 1: B2/1900, B4/AWS (XLTE), B5/850, B13/700, B17/700, B25/1900 Cellular 2: B1/2100, B3/1800, B7/2600, B8/900, B20/800	Cellular 1 WCDMA/HSPA+/DC-HSPA+: B1/2100, B2/1900, B4/AWS, B5/850, B8/900 EV-DO Rev.A: BC0/800, BC1/1900, BC10/800 Cellular 2 WCDMA/HSPA+/DC-HSPA+: B1/2100, B2/1900, B5/850, B6/800, B8/900
	MAX-HD2-LTE-E-T	Europe/International	LTE	B1/2100, B3/1800, B7/2600, B8/900, B20/800	WCDMA/HSPA+/DC-HSPA+: B1/2100, B5/850, B6/800, B8/900
<b>LTEA</b>	MAX-HD2-LTEA-W-T	Americas/EMEA	LTE Advanced	B1/2100, B2/1900, B3/1800, B4/AWS, B5/850, B7/2600, B8/900GSM, B12/700a, B13/700c, B20/800DD, B25/1900+, B26/850+, B29/700d, B30/2300WCS, B41/TD 2500	WCDMA/HSPA+/DC-HSPA+: B1/2100, B2/1900, B3/1800, B4/AWS, B5/850, B8/900
	MAX-HD2-LTEA-P-T	Asia Pacific	LTE Advanced	B1/2100, B3/1800, B5/850, B7/2600, B8/900, B18/800 Lower, B19/800 Upper, B21/1500 Upper, B28/700 APT, B38/TD 2600, B39/TD 1900+, B40/TD 2300, B41/TD 2500	WCDMA/HSPA+/DC-HSPA+: B1/2100, B5/850, B8/900, B9/1800, B19/800 Upper UMTS: B6/800 TD-SCDMA: B39/1900

### Add-on Feature

Product Code	Description
ACW-622	Includes 1x 56V Power Supply Enables 802.3af PoE Output Ports (PoE License automatically applied after kit purchase)
MAX-HD-020-SPF	Supports up to 20 PepV/PN/SpeedFusion Peers

